

Iluka

built by **apollo**



VEHICLE

IVECO Daily MY20 50C18A8
8 speed full automatic transmission
3 litre - 4 cylinder engine (euro 6)
Variable geometry turbocharger & intercooler
Max Power: 180hp/134kw @ 2900-3500rpm
Max Torque: 430Nm @ 1500-2600rpm
Fuel Tank: 100 litres (diesel)

CONSTRUCTION

Finish - Gel-coated interior and exterior walls
Roof & walls - Single piece structural composite panel
Floor - Single piece structural composite panel
Composite panels - Insulative foam core
Windows - Double glazed acrylic

APPLIANCES

Air conditioner, 2.4kW reverse cycle roof top
Cooktop, Thetford Topline Hybrid (1 induction / 2 gas)
Grill, Spinflo Mk3 (gas)
Fridge 188L absorption (12V / 240V / Gas)
Water Heater 14L (Gas / 240V)
Microwave 24L

POWER & ELECTRICS

Reversing camera with interior mirror display
House battery 1x 100Ah deep cycle, fully sealed
Battery charger 35amp, 12V multi-stage
Solar, 1x 180W panel with regulator
Stereo Player with Bluetooth connectivity
Power inlet & outlet 240V
Power outlet 12volt & USB charge outlet

EXTERNAL FEATURES

Awning, 4.9m (16') windout cassette style
Antenna, King Jack directional over-the-air HDTV
Gas cylinder, 2x 9kg
BBQ gas bayonet fitting
Entry door, secure 4 point locking and safety mesh
Roof hatch to bedroom with LED lights
Roof hatches with 12V fan to shower & ensuite
Entry grab rail with LED illumination
Storage locker, tunnel boot 1050L
Storage locker, driver side 100L
Decals, 'Iluka' stylised design

KITCHEN & PLUMBING

Fresh water, 90 litre storage
Grey water, 90 litre storage
Water level monitor
Shower external, hot & cold supply
Pressurised town water connection
Kitchen sink with hinged glass cover & flickmixer
Laminated plywood benchtops
Kitchen cabinets and drawers

LIVING AREA

Forward lounge/dinette with adjustable table
Island bed to rear with pillowtop mattress
Television x2, 28" (70cm) 12V HD Smart LED DVD/TV

ENSUITE

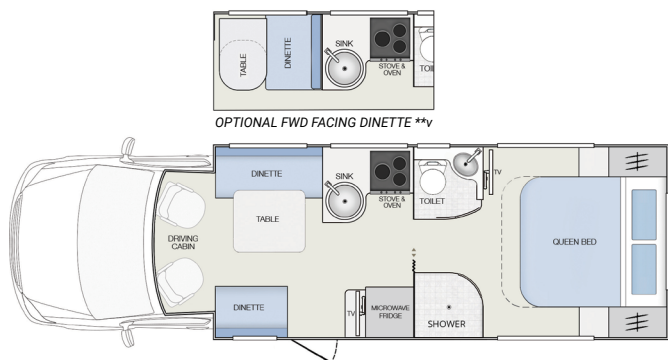
Vanity with countertop basin & flickmixer
Mirrored cabinet to wall above vanity
Fully enclosed shower with curved door & feature lighting
Swivel cassette toilet 16L with electric flush



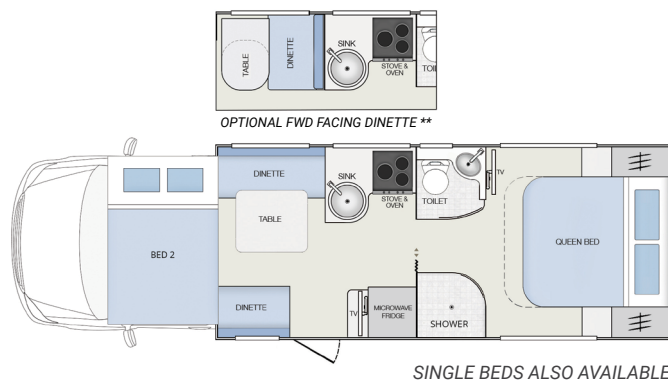
Iluka specifications



DAYTIME LAYOUT



NIGHTTIME LAYOUT



EXTERNAL DIMENSIONS

OA Length (mm)	7906 (25'11")
OA Width (mm) excl mirrors	2450 (8'0")
OA Height - low luton (mm)	n/a
OA Height - high luton (mm)	3151 (10'4")
GVM Weight (kg)	4495 or 5200
Payload (kg)	595 or 1300

INTERNAL DIMENSIONS

Floor Plan Length (mm)	5295 (17'4")
Floor Plan Width (mm)	2260 (7'5")
Ceiling Height (mm)	2040 (6'8")
Main Bed (cm) incl bolster	185x153
Bed 2 (cm) over drivers cabin	225x135

**Forward facing dinette is a chargeable option

*Weights & measurements are indicative only



OPTIONAL EXTRAS

The addition of any options or accessories to this vehicle may require the amount of seatbelts to be reduced or the vehicle to become rated as light rigid (5.2tonne)

- Battery, additional 100Ah deep cycle battery
- Battery, 1x 100Ah Lithium battery + charger
- Cooker/grill/oven, Triplex MK3 - 1x electric, 2x gas
- Diesel heater, Webasto 2kW
- Fridge, Dometic RUC 6408X 188L compressor
- Iveco, Engine Upgrade to 210hp/156kW
- Inverter, Projecta Pure Sine Wave 1000W
- Nudge bar chrome
- Table, fold down external picnic table
- Towbar, 3 tonne (max towball varies with options selected)
- Upholstery, drivers cab seats to match soft furnishings
- Water filter to kitchen sink
- Water, Fresh - additional 100 or 50 litres
- Water, Grey - additional 50 litres

Note: Appliances may vary depending on availability. Not all items may be listed in this publication. Specifications are subject to change due to continuous product improvements.

Iluka single beds

built by **apollo**



VEHICLE

IVECO Daily MY20 50C18A8
8 speed full automatic transmission
3 litre - 4 cylinder engine (euro 6)
Variable geometry turbocharger & intercooler
Max Power: 180hp/134kw @ 2900-3500rpm
Max Torque: 430Nm @ 1500-2600rpm
Fuel Tank: 100 litres (diesel)

CONSTRUCTION

Finish - Gel-coated interior and exterior walls
Roof & walls - Single piece structural composite panel
Floor - Single piece structural composite panel
Composite panels - Insulative foam core
Windows - Double glazed acrylic

APPLIANCES

Air conditioner, 2.4kW reverse cycle roof top
Cooktop, Thetford Topline Hybrid (1 induction / 2 gas)
Grill, Spinflo Mk3 (gas)
Fridge 188L absorption (12V / 240V / Gas)
Water Heater 14L (Gas / 240V)
Microwave 24L

POWER & ELECTRICS

Reversing camera with interior mirror display
House battery 1x 100Ah deep cycle, fully sealed
Battery charger 35amp, 12V multi-stage
Solar, 1x 180W panel with regulator
Stereo Player with Bluetooth connectivity
Power inlet & outlet 240V
Power outlet 12volt & USB charge outlet

EXTERNAL FEATURES

Awning, 4.9m (16') windout cassette style
Antenna, King Jack directional over-the-air HDTV
Gas cylinder, 2x 9kg
BBQ gas bayonet fitting
Entry door, secure 4 point locking and safety mesh
Roof hatch to bedroom with LED lights
Roof hatches with 12V fan to shower & ensuite
Entry grab rail with LED illumination
Storage locker, tunnel boot 1050L
Storage locker, driver side 100L
Decals, 'Iluka' stylised design

KITCHEN & PLUMBING

Fresh water, 90 litre storage
Grey water, 90 litre storage
Water level monitor
Shower external, hot & cold supply
Pressurised town water connection
Kitchen sink with hinged glass cover & flickmixer
Laminated plywood benchtops
Kitchen cabinets and drawers

LIVING AREA

Forward lounge/dinette with adjustable table
Single beds with storage cupboards & drawers under
Television x2, 28" (70cm) 12V HD Smart LED DVD/TV

ENSUITE

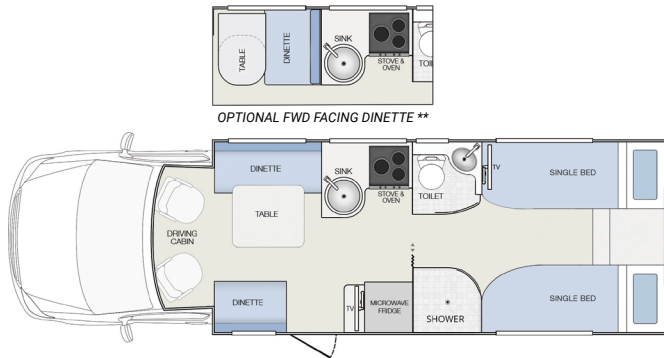
Vanity with countertop basin & flickmixer
Mirrored cabinet to wall above vanity
Fully enclosed shower with curved door & feature lighting
Swivel cassette toilet 16L with electric flush



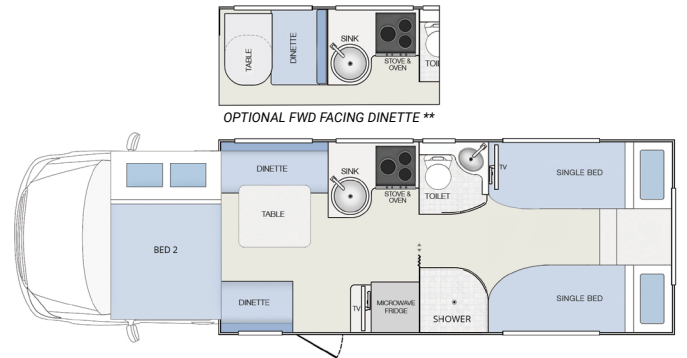
Iluka-SB specifications



DAYTIME LAYOUT



NIGHTTIME LAYOUT



QUEEN BED ALSO AVAILABLE

EXTERNAL DIMENSIONS

OA Length (mm)	7906 (25'11")
OA Width (mm) excl mirrors	2450 (8'0")
OA Height - low luton (mm)	n/a
OA Height - high luton (mm)	3151 (10'4")
GVM Weight (kg)	4495 or 5200
Payload (kg)	595 or 1300

INTERNAL DIMENSIONS

Floor Plan Length (mm)	5295 (17'4")
Floor Plan Width (mm)	2260 (7'5")
Ceiling Height (mm)	2040 (6'8")
Beds 1 & 2 (cm) single	200x82
Bed 3 (cm) over drivers cabin	225x135

**Forward facing dinette is a chargeable option

*Weights & measurements are indicative only



OPTIONAL EXTRAS

The addition of any options or accessories to this vehicle may require the amount of seatbelts to be reduced or the vehicle to become rated as light rigid (5.2tonne)

- Battery, additional 100Ah deep cycle battery
- Battery, 1x 100Ah Lithium battery + charger
- Cooker/grill/oven, Triplex MK3 - 1x electric, 2x gas
- Diesel heater, Webasto 2kW
- Fridge, Dometic RUC 6408X 188L compressor
- Iveco, Engine Upgrade to 210hp/156kW
- Inverter, Projecta Pure Sine Wave 1000W
- Nudge bar chrome
- Table, fold down external picnic table
- Towbar, 3 tonne (max towball varies with options selected)
- Upholstery, drivers cab seats to match soft furnishings
- Water filter to kitchen sink
- Water, Fresh - additional 100 or 50 litres
- Water, Grey - additional 50 litres

Note: Appliances may vary depending on availability. Not all items may be listed in this publication. Specifications are subject to change due to continuous product improvements.