



# FAMILY FLAIR



PRIMA CHOICE  
MANUFACTURER OF THE YEAR  
2020



ISO 9001  
QUALITY



## Family fun time.

Amongst our all time best-selling caravans, the Family Flair is a premium choice for Families that love to adventure in luxury. including a Victron Multiplus 2000W inverter/charger with GX Touch monitoring system, a 200AMP Arizon lithium battery, 3X 200w Solar Panels and rugged EnduroX independent suspension.

Fully equipped with the latest kitchen appliances such as a microwave, Thetford oven, 3-burner 1-electric cooktop, Ziggy Nomad BBQ, and a state-of-the-art 208 litre 3 way absorption refrigerator, it offers unparalleled convenience.

The generous layout options comfortably accommodate up to eight people, with leather furnishings, high quality finishing throughout, all the latest appliances and a concertina door partition between the sleeping quarters for added privacy. The spacious interior design smartly balances luxury and practicality, ensuring ample storage without sacrificing comfort and with so many premium features included as standard, the Family Flair stands out as a top-tier caravan your family will enjoy for years to come.

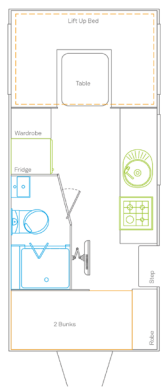
**The Family Flair. The beginning of a wonderful journey.**

Feb 2025

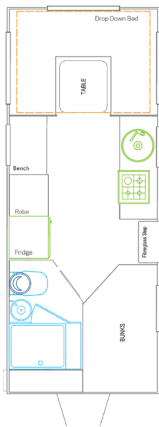




FF17'6



FF19'6-2



FF21'-1



FF21'-2



FF21'-3



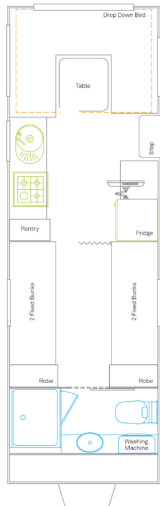
FF22'- 1



FF23'-1SO



FF24'-2



ALL FLOOR PLANS



e.sales@royalflair.com.au

www.royalflair.com.au

t. [03] 9357 8118

FAMILY FLAIR FLOOR PLAN	CARAVAN LENGTH (mm)	TRAVEL LENGTH (mm)	TRAVEL WIDTH (mm)	TRAVEL HEIGHT (mm)
FF17'6-1	5335	7815	2500	3350
FF19'6-1	5945	8425	2500	3350
FF19'6-2	5945	8425	2500	3350
FF21'-1	6400	8880	2500	3350
FF21'-2	6400	8880	2500	3350
FF21'-3	6400	8880	2500	3350
FF21'-4	6400	8880	2500	3350
FF22'-1	6705	9185	2500	3350
FF23'-1 SO	7010	9490	2500	3350
FF23'-4-1	7110	9590	2500	3250
FF23'-4-2	7110	9590	2500	3250
FF24'-1	7315	9795	2500	3350
FF24'-2	7315	9795	2500	3350

CHASSIS	ANDERSON PLUG	MATS RFC	TABLE EXTERNAL DROP DOWN WITH LIGHT
CHASSIS LIGHTWEIGHT SUPAGAL	ANTENNA COWFISH GEN2 'VANTENNA' TV/RADIO	POT DRAWER IN KITCHEN	TUNNEL BOOTS GALVANISED
MAIN BEARERS 4"	AWNING LED LIGHTS	QUILT COVER SET	VENTS EXTERNAL BLACK
SUSPENSION: INDEPENDANT ENDUROX TANDEM 3500kg - 4000KG GTM	BREAKAWAY	COAT HOOKS	WHEEL BRACE
RAISED 3"	DOOR HANDLE LIGHT EXTERNAL	SAFETY HANDRAIL	WHEEL SPATS FLAT BLACK
A FRAME EXTENDED 20"	LED LIGHTS INTERNAL AND EXTERNAL	STEP FIBREGLASS	WINDOWS DOUBLE GLAZED WITH BLINDS
A FRAME 6" HIGH 5MM STEEL	LED LIGHT IN TUNNEL BOOTS	TABLE WITH ADJUSTABLE LEG (W/A)	BIKE RACK 3 ARMS ON TOP OF TOOLBOX
BUMPER BAR 45° 3 ARMS	LIGHT UNDER BED (W/A)	PULLOUT BIN KITCHEN	
DO35 OR DO45 COUPLING WITH CHAINS	MICROWAVE FLATBED	ROLLER BLIND ON MAIN DOOR	PLUMBING
JOCKEY WHEEL 8"	POWER POINTS EXTERNAL BLACK	BATHROOM ACCESSORIES	BBQ ZIGGY NOMAD SINGLE BURNER + GAS BAYONET
DROP DOWN JACKS	RANGEHOOD 12V		COOKTOP MINIGRILL GAS / ELECTRIC
ELECTRIC BRAKES 12"	STRIP LIGHT FRONT AND UNDER OHC		WASHING MACHINE
BMPRO SWAY CONTROLLER	TV 24" DVD COMBO	EXTERIOR	HOT WATER SERVICE GAS / ELECTRIC
HONEYCOMB COMPOSITE FLOOR	TV ENTERTAINMENT BOX EXTERNAL	12V & USB EXTERNAL	SHOWER MOULD FIBREGLASS
SPARE WHEEL BOLT ON	12V FANS	FLAT ACCESS DOORS (BLACK FRAME/FLAT PLATE INFILL)	SHOWER DOOR FROSTED GLASS
TOOLBOX FLAT DESIGN WITH GAS BOTTLES	SMOKE DETECTOR	AWNING BLACK ARMS/CHARCOAL CANVAS	ENSUITE DOOR MIRROR (W/A)
SLIDE & GENERATOR SLIDE	INTERIOR	PRESSURE HATCH	EXTERNAL SHOWER H&C WITH AWNING LIGHT
RIMS 16" 6 STUDS	ACRYLIC OR LAMINATE SPLASHBACK KITCHEN	FLAT PLATE FRONT, BACK AND SIDES	GAS BOTTLES 2 X 9KG IN TOOLBOX
TYRES 265/75R16 ALL TERRAIN	BEDHEAD FULL HEIGHT (W/A)	SOLID TIMBER WALL STRUCTURE - CNC CUT	TOILET CASSETTE
ROADSIDE ASSISTANCE PREMIUM FOR ONE YEAR	BED SLATTED BASE	DOOR STOP	SQUARE SINK
ELECTRICAL	BED DOUBLE DROP DOWN MOTORISED (W/A)	GALVANISED WHEEL ARCHES	VANITY CERAMIC
POWER BOARD 30A DC2DC, MPPT-50A (SUPPORTS UP TO 1000W SOLAR)	MATTRESS INNERSPRING PILLOW-TOP FOR BED	GRAB HANDLES FRONT AND REAR	BLACK TAPWARE THROUGHOUT
VICTRON MULTIPLUS 2000W INVERTER / CHARGER COMBINATION	MATTRESS FOAM FOR BUNK BEDS	ROOF HATCH 12V + LED LIGHT IN BATHROOM	FLICK MIXER TAP
ARIZON LITHIUM BATTERY 200AMP/12V LIFEPO4	COLOUR FURNITURE	ROOF HATCH LARGE WITH LIGHT	WATER TANKS X2 WITH STONE GUARD (W/A)
VICTRON GX TOUCH MONITORING SYSTEM	CONTEMPORARY PULL HANDLES	INSULATION FULL	WATER LEVEL INDICATORS
SOLAR PANELS 3 X 200 WATT WITH REGULATOR	CONCEALED HANDLES UPPER DOORS	J-MOULD AND INSERT	WATER PUMP 12V EXTERNAL UNDER CHASSIS
FRIDGE 208LTR 3-WAY ABSORPTION	CONCERTINA DOOR (W/A)	ALUMINIUM COMPOSITE PANEL ON FRONT, BACK AND SIDES	GREY WATER TANK
CD/RADIO/BLEETOOTH + REMOTE & 2 SPEAKERS	CUTLERY TRAY	ALUMINIUM COMPOSITE PANEL ROOF WHITE	DRAIN TAP FITTED TO WATER TANK
EXTERNAL SPEAKERS X 2	WALL POCKETS	JACK HYDRAULIC AND JACK HANDLE	LOCKABLE WATER FILLER BLACK
12 PIN PLUG	DRAWERS METAL SIDED SOFT CLOSE	REFLECTORS	MAINS PRESSURE TAP ON A/FRAME
AIR CONDITIONER INVERTER COMPRESSOR	FIRE EXTINGUISHER RECESSED	REVERSE CAMERA DUAL 120°/45° WITH SCREEN	MAINS PRESSURE WATER FILLER
	LAMINATE BENCHTOPS	MAIN DOOR WITH SECURITY TRIPLE LOCK	
	WATERFALL BENCHTOP FOR KITCHEN		